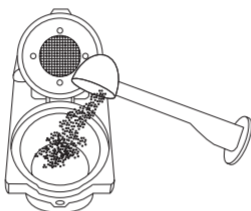




VOLO
**Nordic Taste
Filter Coffee Adapter**
EMCA-15NT

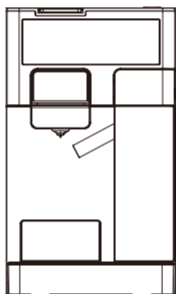
How to use

1. Be sure the filter coffee adapter is clean and empty.
2. Fill with 15-18 grams of pregrounded coffee.



3. Turn on the Volo Multi.
(MMA1T-TCM20)

1



4. Wait for the machine to preheat.



2

5. Insert the adapter and close the lever.



6. Select large coffee icon mode on the menu. (applies on models produced after Oct 2024)

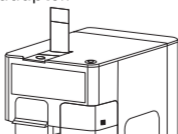


4

7. To adjust to your desired volume, press and hold the large coffee icon until you reach the preferred amount. (This is especially needed for models produced before Oct 2024.)



8. Open the lever and remove the coffee residue, clean and rinse the adapter.



5